



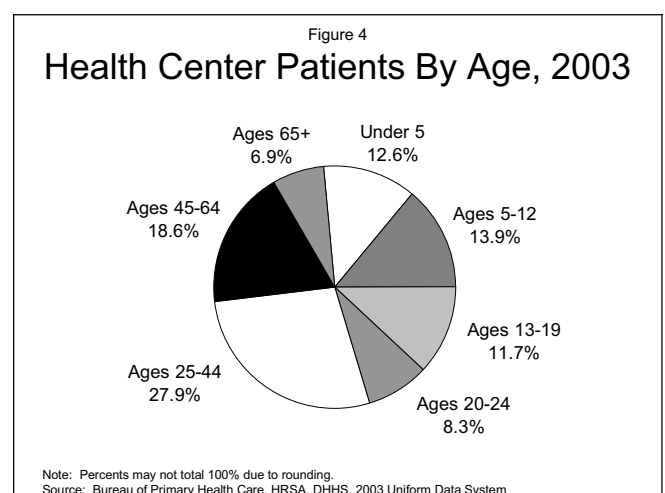
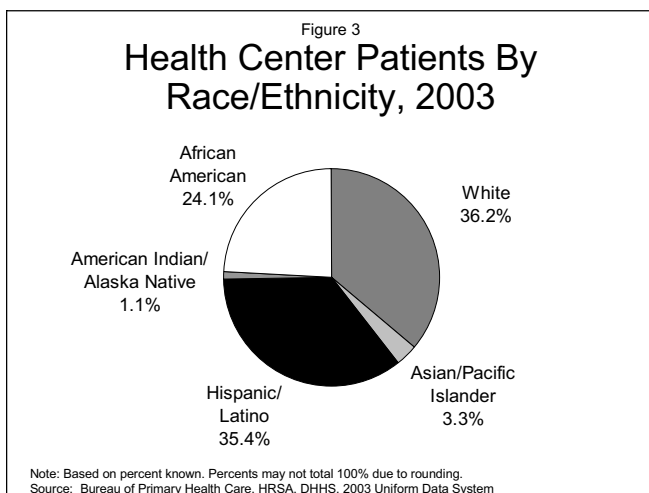
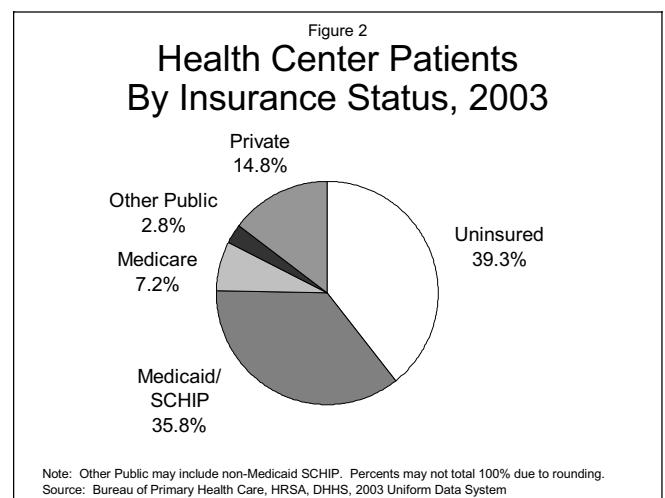
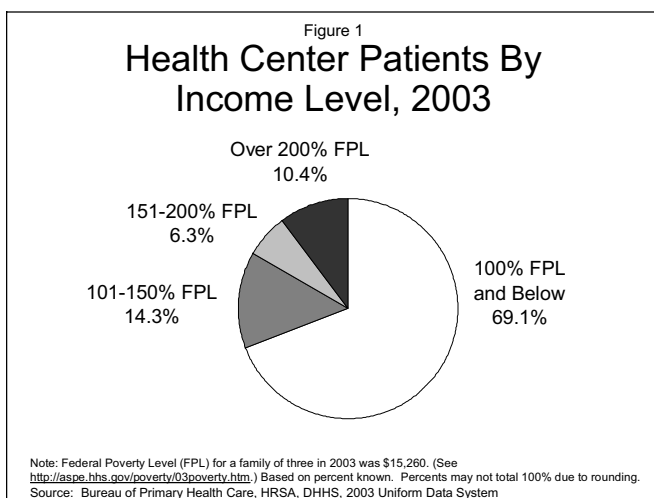
National Association of
Community Health Centers, Inc.

890 Grantees (461 of which are Rural)
4,990 Service Delivery Sites
12,391,270 Total Patients

What are Health Centers?

Health centers are **local, non-profit, community-owned health care providers** serving low-income and medically underserved communities. For 40 years, health centers have provided **high-quality, affordable primary care and preventive services to the nation's most vulnerable populations** – people who even if insured would nonetheless remain isolated from traditional forms of medical care because of where they live, who they are, the language they speak, and their higher levels of complex health care needs. Health centers **improve access** to care for millions of Americans regardless of their insurance status or ability to pay. They offer services that many other providers do not, such as transportation, translation, and culturally sensitive health care that can overcome common barriers. Their costs of care rank among the lowest, and they reduce the need for more expensive hospital in-patient and specialty care, producing significant savings for taxpayers.

In 2003, federally-funded health centers were the family doctor and medical home for 12,391,270 individuals in the state of **United States**.



United States, 2003

Health Center Staff and Related Patient Visits

	FTE	Patient Visits
Primary Care Physicians	6,062.5	23,874,356
Other Physicians*	322.7	1,044,793
NPs/PAs/CNMs	3,443.5	9,609,629
Nurses	7,763.7	3,263,207
Dentists	1,415.8	3,826,872
Dental Hygienists	476.9	633,557
Mental Health & Substance Abuse Specialists	2,121.0	2,337,729
Total Enabling Services [#]	8,325.6	3,732,057
Total[†]	78,096.2	49,319,011

* Includes psychiatrists and other specialist physicians.

[#] Includes health educators, case managers, translators, transportation, eligibility workers, etc. Does not include workers for other social services, such as WIC, Head Start, housing assistance, food banks, and employment counselors.

[†] Not all staff types are included in this table. Hence, total FTE and total patient visits are greater than the sum of all types listed above.

Percent of Health Centers Providing Select Services Onsite*

<i>Professional Services</i>	
General Primary Medical Care	99%
Prenatal Care	72%
Preventive Dental Care	74%
Mental Health Treatment/Counseling	70%
Substance Abuse Treatment/Counseling	50%
Hearing Screening	87%
Vision Screening	93%
Pharmacy	33%
<i>Preventive Services</i>	
Pap Smear	95%
Smoking Cessation Program	56%
HIV testing and counseling	91%
Glycosylated hemoglobin measurement, diabetes	82%
Blood pressure monitoring	99%
Blood cholesterol screening	87%
Weight reduction program	73%
<i>Enabling Services</i>	
Outreach	91%
Case Management	90%
Eligibility Assistance	87%
Health Education	98%
Interpretation/Translation Services	85%
Transportation	57%
Outstationed Eligibility Workers	42%

* "Onsite" includes services rendered by salaried employees, contracted providers, National Health Service Corps Staff, volunteers and others such as out-stationed eligibility workers who render services in the health center's name. Health centers may also provide services through formal referral arrangements.

Patient Visits and Patients by Selected Primary Diagnoses and Services

	Patient Visits	Patients
Asthma	751,259	401,807
Diabetes mellitus	2,181,703	690,902
Hypertension	2,650,710	1,097,079
Heart disease (selected)	516,540	215,010
Mental health & substance abuse	2,864,336	822,746
<i>Preventive Services</i>		
Health supervision ages 0-11*	2,736,400	1,617,742
Selected immunizations [#]	2,269,805	1,608,723
Pap smear	1,419,749	1,244,381
Mammogram	223,427	204,964
HIV test	395,304	342,122

* Well child visits.

[#] Includes DPT, MMR, oral polio vaccine, influenza, hepatitis B, HIB.

Health Center Costs of Care

<i>Average Cost per Patient</i>	
Medical Costs per Medical Patient	\$352
Dental Costs per Dental Patient	\$293
Total Cost per Total Patient*	\$479
<i>Average Cost per Patient Visit</i>	
Medical Cost per Medical Patient Visit	\$112
Dental Costs per Dental Patient Visit	\$124
Pharmacy Costs per Medical Patient Visit	\$13
Lab & X-ray Cost per Medical Patient Visit	\$9

* Includes the total cost of all services over total users.

Note: This fact sheet includes data from Federally-Qualified Health Centers (FQHCs) who meet federal health center grant requirements and are required to report administrative, clinical and other information to the federal Bureau of Primary Health Care. Only FQHCs receiving federal health center grants report data, and therefore this fact sheet does not include data from a category of FQHCs that do not receive these funds, known as FQHC Look-Alikes. Data reflected in this fact sheet may consequently underreport the volume of health care delivered by health centers. There are approximately 100 FQHC Look-Alikes across the United States.

For more information, email research@nachc.com or visit www.nachc.com.

Source: NACHC, 2004. Based on Bureau of Primary Health Care, HRSA, DHHS, 2003 Uniform Data System. State statistics can be found at www.bphc.hrsa.gov/uds/data.htm.